


MOMENTS

on the road

Burma through a Lens: A Photography Journey
(10 Days)





ON THE ROAD EXPERIENCES

BACK ROADS | HIDDEN GEMS

We love road journeys. They are by far our favourite way of traveling. We think the world of western China and the countries that border on this region – think Vietnam, Lao, Thailand, Burma, for example.

On the Road Experiences is all about sharing with like-minded travelers just how beautiful a road journey in these varied lands can be. Now turn the page to find out what we've come to love so much...



Table of contents

Itinerary Map ...where you will travel... p. 006

Yes, it is possible... p. 008

About Master Photographer Ron Yue p. 010

Photography concept 1: Light p. 012

Photography concept 2: Patience p. 014

Photography concept 3: Look for different p. 016

angles to photograph from

Journey of Discovery... p. 018

Day-by-day... p. 050

In closing...

Any car you like, so long as it is an SUV... p. 065

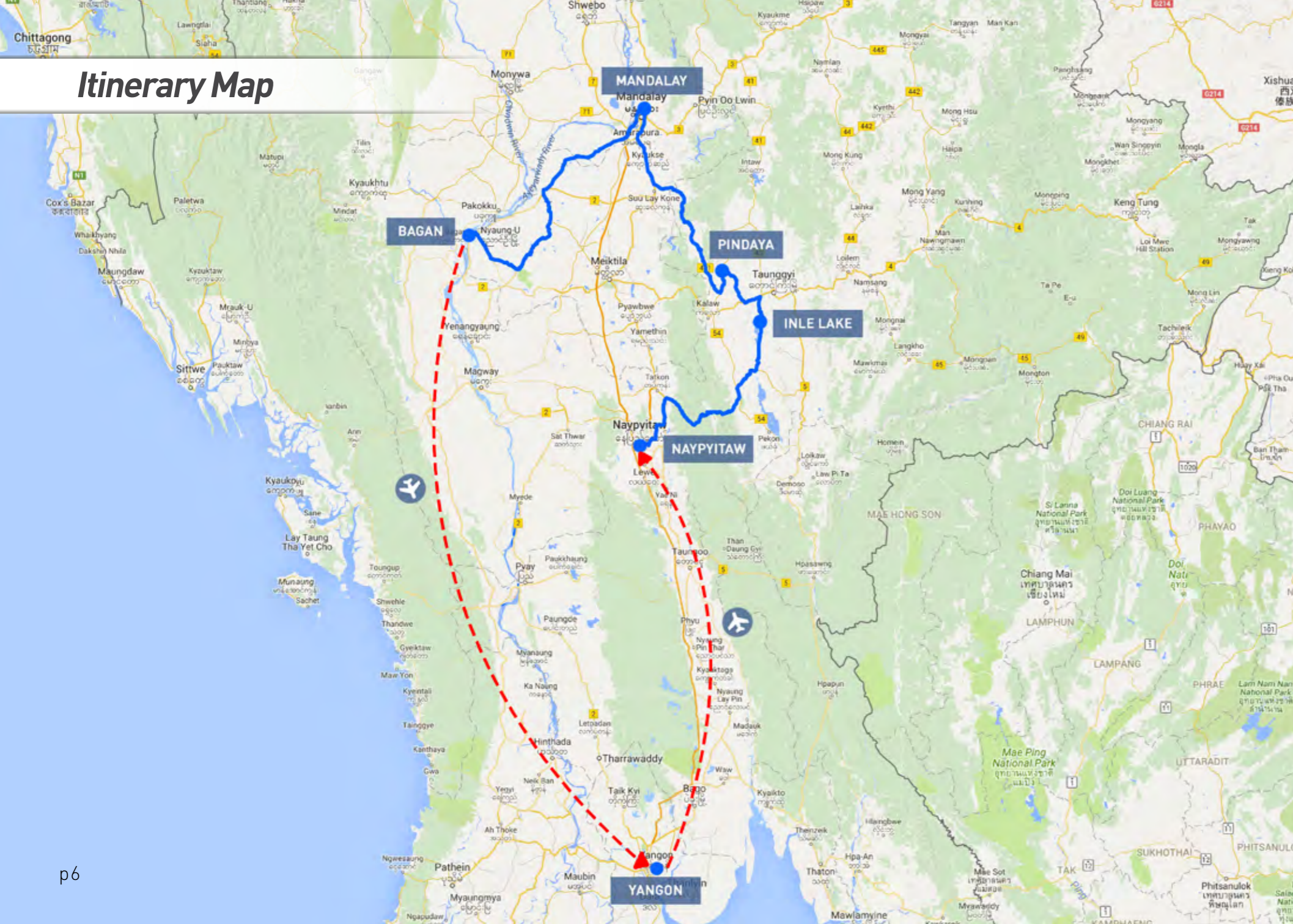
Adventures and discoveries in local cuisines p. 066

What's included/Best Months to Go... p. 068

Photo credits p. 071



Itinerary Map



Day-by-Day

- Day1
Yangon –
Arrive in Yangon
- Day2
Yangon to Nay Pyi Taw –
Be amazed by the capital Nay Pyi Taw
- Day3
Nay Pyi Taw to Inle Lake –
Across the Shan Plateau to Inle Lake
- Day4
In and around Inle Lake –
Float across the serene waters of Inle Lake and discover the Intha people's unique way of life
- Day5
Inle Lake to Pindaya –
Travel to the pleasant lakeside town of Pindaya and visit Shwe Oo Min Natural Cave Pagoda
- Day6
Pindaya to Mandalay –
Leave the Shan Plateau behind as you approach Mandalay, Burma's last royal capital
- Day7
In and around Mandalay –
Explore the many sights of Mandalay
- Day8
Mandalay to Bagan –
Overtake ox carts and drive past small villages to Bagan
- Day9
In and around Bagan –
From markets to pagodas in Bagan
- Day10
Bagan to Yangon –
Return to Yangon

Yes, it is possible...

A driving holiday in this part of the world is indeed possible. We take care of everything. All you need to do is come, drive and enjoy a rare adventure!

Burma through a Lens: A Photography Journey is a discovery of the Golden Land's beautiful scenery and traditions. Capture memories as beautiful as the landscape on this photographic journey through breath-taking Burma. This spectacular itinerary will take you from Yangon to the capital Nay Pyi Taw and the Shan mountains to Inle Lake, where you will witness the famous leg-rowing technique of the lake's fishermen. From rural Pindaya you will enter the plains of Mandalay Division and the magical temple-strewn landscape of Bagan.

The Burma through a Lens journey will be a driving holiday with a difference, as you will be joined by Hong Kong-based professional photographer, Ron Yue. Ron will be on-hand to coach you through a series of master classes and workshops as you travel along a route specifically designed with keen photographers in mind.

Travel to tiny rural backwaters to take portraits of local people in their home environments; drive through beautiful mountainous regions and discover how to make your landscape photographs come to life; experience the strength of the Burmese people's Buddhist beliefs in golden pagodas; watch craftsmen at work as they put time-honoured skills to good use; discover the plains of Bagan and feel as though you and your camera are travelling back in time...

Your journey will be enjoyed in style and comfort. On this exciting route you will stay in the best accommodation available and travel through an area steeped in the cultures of many different ethnic minorities.

On the Road Experiences has paved the way for you to explore Burma in your own properly insured SUV, so that you can enjoy the romance of a classic overland journey without any of the logistical headaches that typically accompany such journeys. Join this spectacular journey and discover a country that has held on to its unique traditions, and welcomes you in a different way each day.



About Master Photographer Ron Yue

Originally from the North Shore in Vancouver, Canada, and based in Hong Kong since 1998, award-winning photographer Ron Yue travels widely to capture the inspiring image. His work has taken him throughout much of Asia to some of the most intriguing places. Initially trained as a chartered accountant, he now uses his diverse photography skills and outdoor experience to produce spectacular photographs for his clients. He has photographed in locations ranging from the torrid heat of Death Valley to Alaska's frozen tundra, from the jungles of southeast Asia to the Tibetan plateau, and from executive boardrooms to the pinnacle of China's skyscrapers.

Many of Ron's images are built around spectacular environments, captured at their peak moments, often incorporating authentic, local people in their native life surroundings. The images frequently blur the division between the dramatic, nostalgic, and the serene.

p10



He produces images for international commercial clients, editorials, and travel and documentary features primarily in the Asia region. Ron's fine print images are found in both home collections and corporate offices. Ron has photographed for the

National Geographic Channel on projects in Vietnam and Hong Kong, and he spent two months traveling in remote areas of Tibet and across thirteen provinces in China on a documentary assignment for Nokia, accompanying On the Road in China founder, Peter Schindler. His work has also been featured as part of a

documentary program for CCTV.

Ron has conducted inspiring lectures to audiences throughout Asia, and he has instructed at international schools and accreditation programs. He is a guest lecturer for Nikon.

Ron feels that photography journeys, or "photographic learning

experiences" as he describes them, is a perfect way to improve your photography. Our guests will discover that the new and interesting environments will significantly enhance the learning experience, and there are plenty of opportunities to try out concepts right away. The regular feedback,

plus the camaraderie of sharing images with fellow travelers further adds to the enjoyment of your new abilities. When you embark on an amazing journey, you will want to ensure that you bring back images that do justice to the places you have been to so you can show all your friends the incredible experience that you have had.

Throughout the course of this journey, Ron will be on hand to answer questions, review photographs and give hints and tips that will help to make guest's photographs as beautiful as the scenes that inspired them. As well as specially arranged workshops and field sessions en route, Ron will also be available to ride in guest's cars during each day's drive.

Ron Yue will make it easy for your family to understand photography and after a lecture you can practice right away together.

p11

Photography concept 1: Light

Concept 1: *Understanding light in terms of its quality, direction, and ratios can turn a good photograph into a much more dramatic image*



p12



p13

Photography concept 2: Patience

Concept 2: *Working with a scene and being patient can reward you with an extra dimension to a photograph*



Photography concept 3: Look for different angles to photograph from

Concept 3: *Experiment with different angles and distances from your subject to create images with various moods*



Journey of discovery



“...a SURREAL
experience...”



“VIEW
from your hotel...”





“ In addition to FISHING, the Intha people GROW vegetables and fruit in large gardens that FLOAT on the surface of the lake...”



“ PA-OH people
WASHING their
cloths at the
lake...”

Typical village life at Inle Lake

“The villages of the INTHA people across the lake are wooden houses BUILT HIGH on STILTS...”



Typical stilt house at Inle Lake



“ FARMING
is the main income for
most villagers...”



“ **BURMESE MARIONETTES** are all string operated and are a **POPULAR ART** in Burma...”

Nyaung Shwe Market near Inle Lake



“COWS are a COMMON SIGHT on Burma’s roads...”

On the way to Pindaya

“The idyllic town of
PINDAYA is situated at
Pone Taloke Lake...”



“ This massive limestone CAVERN is filled with OVER 8,000 gilded BUDDHA STATUES...”

Shwe Oo Min Natural Cave Pagoda, Pindaya



“MONK feeding is A COMMON sight...”

Monks rely on offerings from locals



“MONKS come in all SHAPES and SIZES...”



“ OXCARTS are used to carry PASSENGERS, BUNDLES OF HAY, BAMBOO CANES and more...”

“ Young PRINCES
before TASTING the
lives of MONKS...”

The novitiation ceremony is one of the most important events in a Buddhist's life in Burma

“TEMPLES and
PAGODAS wherever
you LOOK...it takes your
BREATH AWAY...”

Bagan in central Burma is one of the world's greatest archeological sites

Day-by-day



Day 1 Arrive in Yangon

Welcome to Burma!

Arrive in Yangon as per your own arrangements. As some of you may arrive very late, there are no activities or meals planned today. If you do arrive earlier in the day, why not relax in the hotel or explore Yangon under your own steam?

Please note that we will visit Shwedagon Pagoda on the last day of this journey so you may want to save this for that day! If you want to get a deeper insight into life in

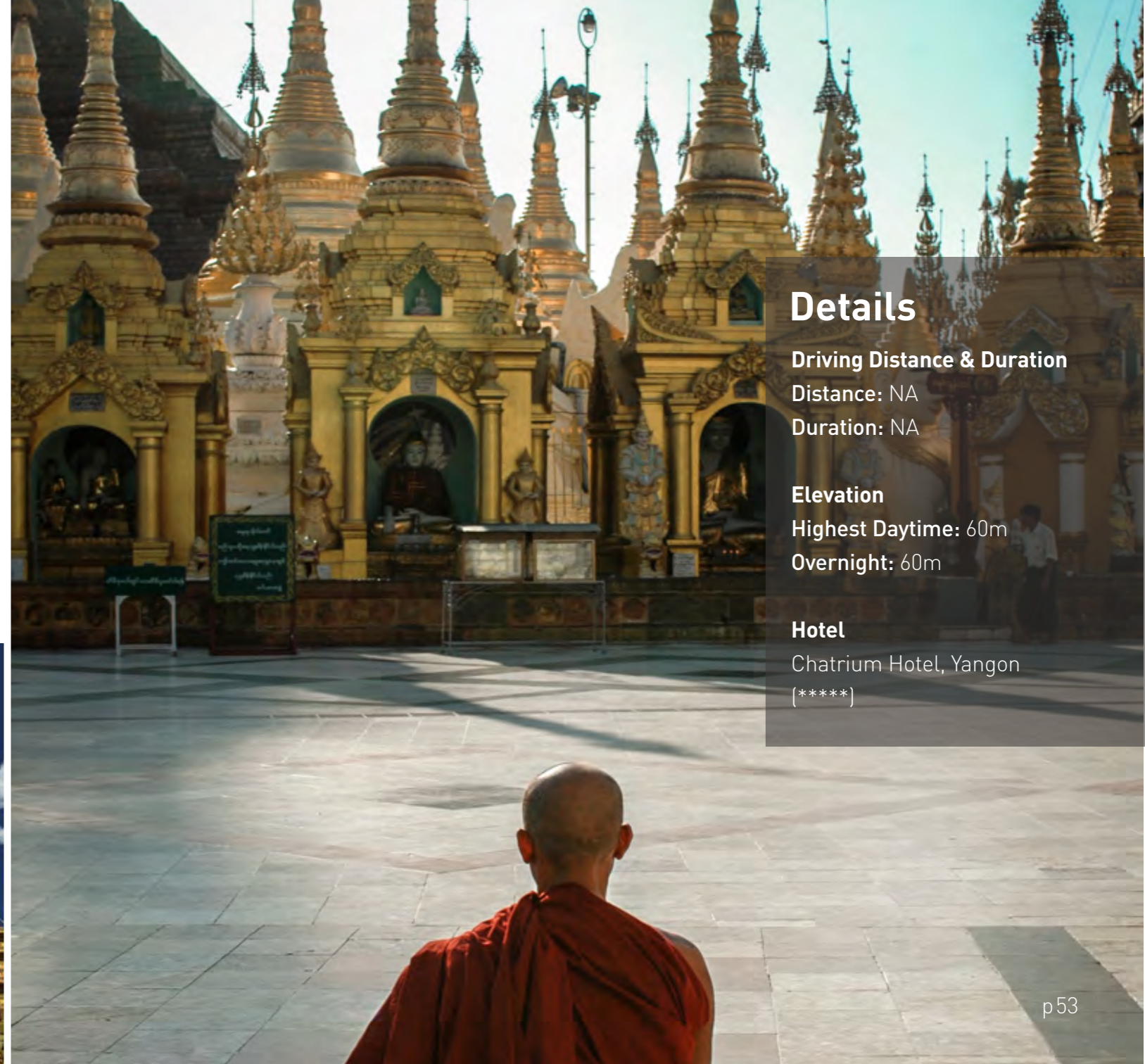
Yangon, please contact us and we will arrange a driver and guide for you. Otherwise, we highly recommend a ride on the Yangon Circle Train. An average of 100,000 passengers (including monks), their luggage and a healthy population of snack vendors ride the loop through the city, its suburban areas and satellite towns.

Local interaction is unavoidable, but friendly and incredibly photogenic. With no air-con and hard seats on this

basic train, feel free to take the vendors' lead and hop off with them, as your ticket allows off-and-on-again privileges and many stops have teashops and nearby markets to explore. Note that some trains do not complete the full circle, and you'll be given a break anyway as you wait to transfer onto the next service. When you are ready to move on, you can exit at any stop and hail a taxi to your next adventure.



p52



Details

Driving Distance & Duration

Distance: NA

Duration: NA

Elevation

Highest Daytime: 60m

Overnight: 60m

Hotel

Chatrium Hotel, Yangon

(*****)

p53

Day 2 Be amazed by the capital of Burma

After breakfast in the hotel we make our way through Yangon's hectic traffic to the airport. A short flight will take you to Nay Pyi Taw where we will go straight to our hotel.

After a pre-departure briefing Ron's first photography workshop in the hotel, we will hand over the cars to you and go for a drive around the town. Nay Pyi Taw (pronounced 'Naypiddaw', meaning 'Abode of Kings', and sometimes abbreviated to NPT) has been the capital of Burma since 2005. A massive and bizarrely empty place, it is a gaudy,

multi-lane highway-strewn testament to the power of the generals who ruled this country – and to some extent, still do.

Gigantic spaces between occasional ministries, government buildings, malls and hotels are one of Nay Pyi Taw's most striking features, and the city is divided into different 'zones', with most foreigner-registered hotels being situated in one of the three hotel zones. We will drive to see Burma's vast 31-building parliament, which will give you a chance to experience Nay Pyi Taw's (and perhaps Asia's) widest highway, with 12 empty lanes in each direction.

Details

Driving Distance & Duration

Distance: 0-80 km

Duration: 3 hours

Elevation

Highest Daytime: 120m

Overnight: 120m

Hotel

Kempinski Hotel, Nay Pyi Taw
(****)

After our excursion we will return to the hotel. Ron will be there to discuss your first shots, followed by a dinner at the hotel.

Day 3 Across the Shan Plateau to Inle Lake

Today will be a full driving day. After a leisurely breakfast we will drive out of town onto a back road that winds its way through the Shan Mountains. We will be passing through a region that sees few other travellers. Until March 2015 this road was only accessible with a special permit. Even now tourist traffic stays on the main road; while the rural scenery is wonderful this also means that the infrastructure is basic and good restaurants are hard to find. We will take you to a small family-run restaurant where we will enjoy a simple lunch.

After our lunch break, the road winds farther through the eastern Shan Plateau to the small town of Pinlaung. From here it is another two hours to Inle Lake and our beautiful hotel, sheltered in a peaceful inlet on the lake's eastern shore, nestled amidst the mountains.

After settling into the hotel you can watch sunset over the lake before joining another of Ron's workshops, followed by dinner.

Details

Driving Distance & Duration

Distance: 210 km

Duration: 8 hours

Elevation

Highest Daytime: 1600m

Overnight: 890m

Hotel

Inle Princess Hotel, Inle Lake
(****)



Day 4 Float across serene Inle Lake and discover the Intha people's unique way of life

Today you will explore Inle Lake by longtail boat. A wonderful watery world of floating gardens, stilt-top villages and crumbling stupas awaits you! We will suggest a route for you and will join you on this tour, but if you prefer to explore on your own with your own boat and boatman, you can, of course, do so.

Early in the morning, the boatmen will pick us up from the hotel pier. The day will not only include stops to see Inle's famous leg rowers, stilt villages and magnificent scenery but also at the lake's floating gardens. In addition to fishing, locals grow vegetables and fruit in gardens that float on the surface of the lake. The farmers gather weeds from the deeper parts of the lake and bring them back to make floating flowerbeds anchored

by bamboo poles. These gardens rise and fall with changes in the water level, and so are resistant to flooding.

After a delicious, traditional ethnic Intha lunch in the middle of the lake, we will visit the silk and lotus weaving workshops to see Intha ladies working with their old-fashioned looms. Each year the monsoon brings an abundance of fresh water to Inle Lake, helping the lotus to thrive here. Lotus flowers are picked when they reach full bloom, because the deep pink flowers produce the best fibers. On a small wooden table, a handful of stems are cut simultaneously, their spongy fibers pulled out, twisted and hand rolled. Then, the fibers are spun, washed and woven. The whole process is extremely labor-intensive, making lotus "silk" one of the most expensive textiles in the world.

A small neck scarf requires about 4,000 lotus stems, a large scarf requires about 40,000 stems, and a full set of monk's robes (30 meters) requires about

220,000 lotus stems and 60 weavers to complete over a 10-day period.

After this full day of activities we will return to the hotel for dinner.



Details

Driving Distance & Duration

Depending on your chosen activity

Elevation

Highest Daytime: 890m

Overnight: 890m

Hotel

Inle Princess Hotel, Inle Lake

(****)

Day 5 Travel to the pleasant lakeside town of Pindaya and visit Shwe Oo Min Natural Cave Pagoda

Today's drive is relatively short, and we will be able to take it slowly in order to enjoy the region's spectacular scenery. Before departing for Pindaya, we can visit a colorful local market in Nyaungshwe (if it is market day), where hill tribes come to sell fruit and vegetables, along with a handful of stalls selling Burmese string puppets.

As we leave Nyaungshwe, we will stop at the charming red-painted Shwe Yan Pyay teak monastery, built in the early 19th century. It provides a home for boys from poor families around the region and provides them with education and board.

After arriving in Pindaya, a small town of ethnic Danu

people in a fertile valley bordered by mountains, we check into our rustic but charming inn and Ron will hold another workshop. Then we will visit Pindaya's Shwe Oo Min Cave Pagoda. Every nook and cranny in the cavern is crammed with Buddha images and statues. The floor of the cave is studded with stalagmites and pagodas, with stalactites hanging from the cave roof.

After leaving the cave we have arranged a visit to a Shan paper factory to take portraits of the workers, followed by a walk to the nearby pagoda field.



Details

Driving Distance & Duration

Distance: 95 km

Duration: 2-3 hours

Elevation

Highest Daytime: 1200m

Overnight: 1200m

Hotel

Pindaya Inle Inn, Pindaya (***)

Tonight's dinner will be at the charming hotel restaurant.

Day 6 Leave the Shan Plateau behind as you approach Mandalay, Burma's last royal capital

Today's drive from Pindaya to Mandalay is highly scenic. Verdant fields, village life, buffalo cowboys, orchards, bullock carts loaded with cabbages, and rolling pine-clad hills make it an interesting and pleasurable drive.

As we approach Mandalay the scenery changes and flattens as we finally leave the Shan

Plateau behind, and emerge onto the plains of Mandalay Division.

After a picnic lunch we will reach the small town of Kyaukse, from where it is just an hour's drive to Mandalay.

Mandalay is Burma's second city with a million or so inhabitants; the traffic on the city's grid of streets can be dense. Please be aware of the many motorcycles, drive slowly and take care. After a brief stop at our hotel we will continue on to Mandalay Hill to see the sunset over Burma's last royal capital. End the day with dinner in one of our favorite local restaurants.



Details

Driving Distance & Duration

Distance: 202 km

Duration: 7 hours

Elevation

Highest Daytime: 1500m

Overnight: 21m

Hotel

Mandalay Hill Resort,
Mandalay (*****)

Day 7 Explore the many sights of Mandalay

Today you can explore the many highlights of Mandalay, either heading out on your own (our guides and hosts will be happy to help you plan your day), or joining our program. We have planned a leisurely breakfast followed by a chauffeured drive to Amarapura, the “City of Immortals”, where we will visit the 150-year old Mahamuni

Monastery and the famous (and utterly photogenic) U-Bein bridge. Afterwards it is worth strolling around Mandalay’s craft workshops, as the city is a center for many of Burma’s handicrafts - working in marble, stone, gold and teak, making lacquerware or puppets, weaving baskets, and so on.

We will end the day in a small restaurant that serves a mix of Western and Burmese cuisines.



Details

Driving Distance & Duration

Depends on your chosen activity

Elevation

Highest Daytime: 100m

Overnight: 21m

Hotel

Mandalay Hill Resort, Mandalay
[*****]



Day 8 Overtake ox carts and drive past small villages to Bagan

Today is a long driving day, but you can expect a beautiful drive through the countryside of Mandalay Division. While the landscape is flat, the rural scenery is seldom boring, as you share the road with bullock carts and drive past rice paddies. The drive will be a leisurely one, and we will enjoy some interesting stops en route.

After an early lunch in Myingyan we will visit a village that offers a fascinating glimpse of local life, and that we hope will provide some great photo opportunities.

Shortly before our arrival in Bagan we will make another stop at a workshop – this time, an unashamedly touristy but fun break from the road. Here, we will learn how sesame and peanut oil are made using a vintage ox-driven press, and how to apply Burmese thanaka

paste. From the workshop it is another half-hour drive to Bagan; we will arrive just before dusk.

Dinner will be in a local restaurant.



Details

Driving Distance & Duration

Distance: 200 km

Duration: 9 hours

Elevation

Highest Daytime: 1000m

Overnight: 1000m

Hotel

Aureum Hotel, Bagan [*****]

Day 9

From markets to pagodas in Bagan

Today we have a whole day to explore Bagan, a vast plain that once sat at the heart of the Kingdom of Pagan, which ruled this region of Burma between the 9th and 13th centuries. At its height, between the 11th and 13th centuries, over ten thousand monasteries, pagodas and temples thrived in the devoutly Buddhist kingdom. Our day here starts with an optional sunrise drive, or you may wish to take the jawdropping balloon ride (not included in our package) over Bagan to get a sense of the site's vast scale. Then we will have a shopping stop at Nyaung U's colorful market before returning to the hotel for breakfast.

The rest of the day is very flexible and we recommend you to explore the many temples and pagodas by horse cart. But before you set off, Ron will hold his final workshop.

In the evening we will meet for dinner at the hotel.

Please note, breakfast and dinner are included in the tour price, lunch is not included today.



Details

Driving Distance & Duration

Depends on your chosen activity

Elevation

Highest Daytime: 100m

Overnight: 75m

Hotel

Aureum Hotel, Bagan [*****]

Day 10

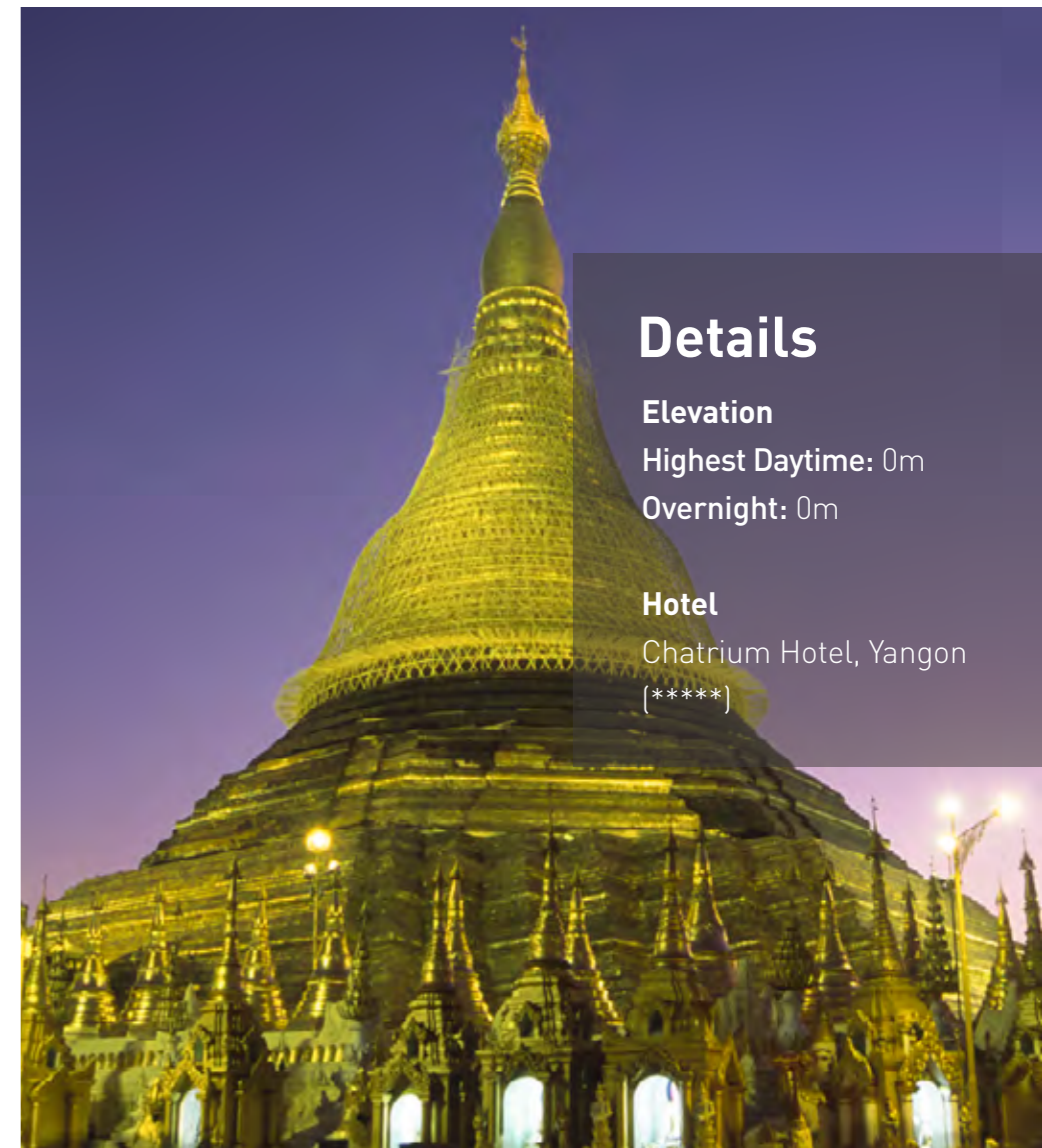
Return to Yangon

Our journey may be nearly finished, but we still have some exiting activities planned for today. In the morning there is another opportunity to float above Bagan in a hot-air balloon, or to go for a sunrise drive around Bagan. After a leisurely breakfast, we will fly to Yangon and check into your hotel. As we will have a farewell dinner tonight and a small photo show, you will have the afternoon to prepare some of your best photos of this journey and hand them over to Ron. In the late afternoon we will visit Burma's most famous pagoda, Shwedagon, for our last photo shoot of the oil lamp lighting. The lighting of the oil lamps at Shwedagon Pagoda dates back to well before the days of electricity. Locals and pilgrims alike donate oil lamps in their hundreds and even thousands, so that worshippers can enjoy the pagoda after dark when the temperature is cooler.

Afterwards we will enjoy a farewell dinner and return to

our hotel. Some of you might fly out late tonight, therefore with the farewell dinner our journey comes to an end leaving you to continue your journey as per your own arrangements. You may wish to extend your

trip with a few days in Yangon, but regardless of when your trip ends, we hope that you will leave us refreshed and with many new memories from your photographic journey through the Golden Land.



Details

Elevation

Highest Daytime: 0m

Overnight: 0m

Hotel

Chatrium Hotel, Yangon [*****]



Choice of Cars

We include in the package price an SUV we procure from Avis or Hertz or another reputable car rental company. Most of the SUVs are Toyotas, but on occasion Mitsubishi's or other brands may also make an appearance.

We wish the car rental markets of South-east Asia would be more developed and we could give you more choice, but this is not so: since we want to provide well-maintained and well insured cars, the choice is rather limited.

But SUVs are in fact the right choice for driving journeys in this part of the world because they are spacious enough to accommodate a lot of luggage, photography equipment, and good-and-bad-weather gear.

Also, they reinforce the feeling of adventure, exploration and discovery...which is, in the end, the mood of journeys in this region, no matter how comfortable or even luxurious the night's hotel may be.

What's more, they offer sufficient clearance when required and thus add a sense of safety and all-round ability. (4-wheel drive capability is hardly needed in China these days since all roads are either very well-paved or, with good gravel, offer solid support.)

And so SUVs from reputable brands are our car of choice!

**“ ANY car,
as long as
it is an SUV ”**

Adventures and Discoveries in Local Cuisines

While this itinerary is not one of our 'Foodie'-themed journeys, we do believe that each one of our journeys should introduce you not only to hidden gems of cultural and scenic beauty, but that sampling local cuisines is also a must.

In Burma this means a mixture of Burmese and Chinese food. While local people rely on noodles and salads for breakfast and snacks, main meals are based around various curries prepared fresh each morning, selected from a buffet and served with side dishes. Thanks to the country's unreliable electricity supply, refrigeration is not yet widespread in Burma, and for this reason many local people prefer to eat curry at lunchtime, rather than in the

evening when it will be less fresh. For evening meals, many Burmese people prefer Chinese food, as it is freshly cooked to order. You will enjoy a combination of these two styles on your journey.

Wine and beer is always included in our meals for you to enjoy. (When we travel into high-altitude, we suggest moderation!)

Finally, if you have special dietary requirements are particularly interested in the culinary aspect of one of our journeys, please let us know.

For private journeys, we can, of course, tailor the meal experience to your taste (and budget).



What's Included / Best Months to Go...

Generally speaking, our journey packages and prices are all-inclusive. Once you've paid and you arrive at the starting point, you really won't have to take out your wallet again.

- **Cars** – a modern SUV is provided for all driving days, expertly maintained and serviced by Avis Laos, and covered by the best insurance available. The sending of the cars from Burma back to Laos is included as well.
- **International Journey Host, Guide and Support Vehicle** – you will be accompanied by a registered Burmese tour guide, an On the Road Experiences host and a fully equipped lead car with a local support driver. In Burma we are also required to have 1 government minder in the lead car.
- **Routes** – A well-researched itinerary and carefully crafted journey experience. You will receive a detailed route book before your departure. We will also supply each car with a pre-programmed GPS and printed maps. (The GPS maps are not yet ideal in Burma, though.)
- **Driving License** – All arrangements, fees and permits for driving in Burma are included
- **Fuel & Tolls & Parking** – we provide petrol for the car throughout the journey, pay all tolls and all parking fees



- **Airport Transfers** – all airport transfers are included
- **Flights** – Flights from Yangon to Nay Pyi Taw and from Bagan to Yangon are included
- **Permits and logistics** – all entry, border crossing and road permits are included.
- **Hotels** – the best available or five-star accommodation is included in each overnight stop

Best months to go...

JAN FEB MAR APR MAY JUN
JUL AUG SEPT OCT NOV DEC

- **Meals** – breakfast (a choice of Western and Local is provided), and lunch and dinner are included on all driving days, as are drinks. Meals on non-driving days as specified above. Prepare for a culinary adventure!
- **Goodies** – you will enjoy an On the Road Home-Away-from-Home Kit containing wet towels, anti-bacterial gel and basic toiletries, and a daily picnic basket containing fresh fruit, fruit juice, water, and a mixture of sweets and nibbles

- **Other Essentials** – we provide each car with walky-talkies
- **Travel Insurance** – including 24-hour medical assistance, evacuation and repatriation emergency service
- **Tips & Entrance Fees** – basic tips and entrance fees for jointly attended activities are included
- **Activities, Meals, Transport** during 'free times' as indicated in this Journey Dossier
- **Top-up Collision Damage Waiver** insurance

What's Not Included

The only items not included in our prices are your flights to and back from Yangon, your Burma visa and personal purchases (e.g., gifts, souvenirs)



Photo Credits

- © Anantara Chiang Mai - page 12
- © Hpa An Lodge - page 20
- © Htein Linn - Front & Back Cover, pages 3, 4, 10, 16, 18, 22, 24, 26, 28, 30, 32, 34, 36, 38, 44, 46, 50, 52, 54, 56, 58, 64, 76, 78, 82-83, 84-85, 86-87, 88-89, 90-91, 92-93, 95, 97, 99, 106, 109
- © Mareen Windsch - pages 66, 70, 72, 81, 98
- © Nancy Wu - pages 8, 14, 40, 42, 60, 62, 68, 96, 102-103
- © Ngapali Bay Villas - page 74
- © Peter Schindler - pages 100, 104-105
- © Ron Yue - page 48

Contact Us

E-mail
contact@ontheroadexperiences.com

Main office

Telephone: +852 3106 4839
Fax: +852 3012 1251

Overseas

Taiwan: +886 978 317 465
+886 921 162 079
Australia: +61 2 8003 5317
Switzerland: +41 (44) 586 58 43
UK: +44 121 288 6879
Germany: +49 160 9622 2506

“ A picture is worth a thousand words. True, but when it comes to a road journey, moving images are priceless. Please visit : <http://www.ontheroadexperiences.com/en/video-gallery>”





ON THE ROAD EXPERIENCES

BACK ROADS | HIDDEN GEMS

“Do not go where the path may lead, go instead where there is no path and leave a trail.”

Ralph Waldo Emerson

